

February 25 - 27, 2011 Phillip Island, Australia

# SUPPORT CLASS RESULTS

## LINFOX AUSTRALIAN SUPERSTOCK 600 C & D CHALLENGE



### Race 2

Date: 26/02/11  
Event: R05  
Weather: Mostly cloudy - Temp: 23.3C  
Track: Dry - Temp: 43.5C

Started at: 17:04:18  
Laps: 8  
Starters: 40  
Printed at: 17:23

### PROVISIONAL RESULTS

Pos	No	Gr	Name	Machine	Laps	Race Time	Behind	Fastest Lap	On Lap
1	3	C	Michael JONES (QLD) / Reece Bancell Scholarship	Yamaha YZF-R6	8	13:17.910		1:38.354	3
2	51	D	Zach THACKERAY (NSW)	Kawasaki ZX6R	8	13:33.751	15.841	1:40.562	2
3	16	C	Josh HOOK (NSW)	Honda CBRR	8	13:33.815	15.905	1:40.532	2
4	56	C	Mark WILKINSON (VIC)	Kawasaki ZX6	8	13:35.073	17.163	1:40.325	2
5	26	C	Sean CONDON (NSW) / Swann Insurance / Bike Biz Racing	Yamaha YZF-R6	8	13:35.160	17.250	1:39.825	7
6	25	D	Daniel FALZON (SA)	Yamaha YZF-R6	8	13:39.822	21.912	1:41.134	6
7	93	C	Adrian DI GIANDOMENICO (VIC)	Yamaha YZF-R6	8	13:40.103	22.193	1:41.318	6
8	32	D	James BECK (NSW) / Evermil Pty Ltd	Yamaha YZF-R6	8	13:47.359	29.449	1:41.570	4
9	69	D	Michael LOCKART (NSW) / EPL International	Kawasaki ZX6R	8	13:53.736	35.826	1:42.843	7
10	64	C	Timothy McGREGOR (NSW)	Kawasaki ZX6R	8	13:53.940	36.030	1:42.805	5
11	11	C	Andrew KINGS (NSW)	Yamaha YZF-R6	8	13:55.231	37.321	1:41.010	2
12	58	C	Luke BURGESS (QLD)	Kawasaki ZX6R	8	14:07.823	49.913	1:44.541	6
13	34	C	James MUTTON (QLD) / Brisbane Motorcycles	Suzuki GSX-R	8	14:08.091	50.181	1:44.250	8
14	94	D	Liam WILKINSON (SA)	Kawasaki ZX6R	8	14:08.572	50.662	1:44.170	8
15	75	C	Colin LEWIS (NSW)	Yamaha YZF-R6	8	14:09.428	51.518	1:43.275	7
16	66	D	Adam RAFFE (VIC) / California Superbike School	Suzuki GSX-R	8	14:10.275	52.365	1:44.373	5
17	71	C	Lincoln GILDING (QLD)	Suzuki GSX-R	8	14:10.764	52.854	1:44.156	4
18	13	C	Richard ELLIS (VIC)	Yamaha YZF-R6	8	14:10.773	52.863	1:44.357	8
19	74	C	Philip CZAJ (VIC)	Yamaha YZF-R6	8	14:15.420	57.510	1:45.058	8
20	67	D	Brenton HYDE (NSW)	Yamaha YZF-R6	8	14:19.094	1:01.184	1:45.764	8
21	36	D	Lisa IRWIN (VIC) / Motorcycle Service Centre Geelong	Yamaha YZF-R6	8	14:19.414	1:01.504	1:44.578	7
22	83	D	Kyle BUCKLEY (QLD)	Yamaha YZF-R6	8	14:22.880	1:04.970	1:45.451	3
23	98	C	Mark McHENRY (VIC)	Triumph Daytona	8	14:27.961	1:10.051	1:46.703	6
24	24	D	Sophie LOVETT (NSW)	Yamaha YZF-R6	8	14:31.014	1:13.104	1:45.550	8
25	12	C	Adam WHITTAKER (QLD)	Honda CBR-RR	8	14:32.977	1:15.067	1:47.053	7
26	76	C	Scott GAPPS (NSW)	Suzuki GSX-R	8	14:33.014	1:15.104	1:46.323	6
27	27	D	Bradley RAYNER (NSW)	Yamaha YZF-R6	8	14:33.492	1:15.582	1:46.330	7
28	46	D	Phillip FOSTER (QLD)	Yamaha YZF-R6	8	14:33.746	1:15.836	1:46.254	7
29	17	D	Samuel LAMBERT (NT)	Suzuki GSX-R	8	14:36.921	1:19.011	1:46.373	8
30	20	C	Mat BERRY (NSW)	Suzuki GSX-R	8	14:39.919	1:22.009	1:48.237	5
31	21	C	James PATRICK (VIC)	Yamaha YZF-R6	8	14:40.068	1:22.158	1:47.518	5
32	9	D	Liam COLEBY (VIC)	Yamaha YZF-R6	8	14:44.748	1:26.838	1:46.989	7
33	96	D	David DRANE (NSW)	Kawasaki ZX6R	8	14:48.772	1:30.862	1:48.368	5
34	55	D	Brett CHAMBERS (VIC)	Triumph 2006	8	14:50.198	1:32.288	1:46.963	8
35	19	C	Will CLARKE (VIC)	Yamaha YZF-R6	8	14:58.838	1:40.928	1:49.818	7
36	87	D	Anthony BENTALL (QLD)	Suzuki GSX-R	8	15:04.184	1:46.274	1:50.679	8

*Scott Laing*  
Chief Time Keeper - Scott Laing

*Peter Smith*  
Clerk of Course - Peter Smith

Computime Race Timing Systems Pty Ltd © 1996-2008  
Licensed to Computime Race Timing Systems


[www.computime.com.au](http://www.computime.com.au)

COMPUTIME RACE TIMING SYSTEMS PTY LTD

9 Timber Lane, Glen Waverley, Vic 3150. Ph : 0418 17 13 17

E-mail : [scott@computime.com.au](mailto:scott@computime.com.au)





February 25 - 27, 2011 Phillip Island, Australia

# SUPPORT CLASS RESULTS

## LINFOX AUSTRALIAN SUPERSTOCK 600 C & D CHALLENGE



### Race 2

Date: 26/02/11  
Event: R05  
Weather: Mostly cloudy - Temp: 23.3C  
Track: Dry - Temp: 43.5C

Started at: 17:04:18  
Laps: 8  
Starters: 40  
Printed at: 17:23


### PROVISIONAL RESULTS

Pos	No	Gr	Name	Machine	Laps	Race Time	Behind	Fastest Lap	On Lap
37	91	D	Greg WATSON (NSW)	Suzuki GSX-R	7	13:20.245	1 Lap	1:52.310	5
38	88	D	David HOLMES (NSW)	Honda CBR-RR	7	13:47.895	1 Lap	1:54.759	7
DNF	48	D	Craig DOYE (VIC)	Honda CBR-RR	1	1:59.372	7 Laps	1:59.372	1
DNF	80	C	Mark CLARKEN (QLD)	Yamaha YZF-R6	1	1:59.790	7 Laps	1:59.790	1

Fastest Lap was 1:38.354 by Michael JONES (QLD)

The results are provisional until the end of the time limit for protests and appeals.

  
Chief Time Keeper - Scott Laing

  
Clerk of Course - Peter Smith



Computime Race Timing Systems Pty Ltd © 1996-2008  
Licensed to Computime Race Timing Systems

[www.computime.com.au](http://www.computime.com.au)

**COMPUTIME RACE TIMING SYSTEMS PTY LTD**

9 Timber Lane, Glen Waverley, Vic 3150. Ph : 0418 17 13 17

E-mail : [scott@computime.com.au](mailto:scott@computime.com.au)





February 25 - 27, 2011 Phillip Island, Australia

# SUPPORT CLASS RESULTS

## LINFOX AUSTRALIAN SUPERSTOCK 600 C & D CHALLENGE



### Race 2

Date: 26/02/11  
Event: R05  
Weather: Mostly cloudy - Temp: 23.3C  
Track: Dry - Temp: 43.5C

Started at: 17:04:18  
Laps: 8  
Starters: 40  
Printed at: 17:23

### PROVISIONAL LAP TIMES

No	Name	Lap 1	Lap 2	Lap 3	Lap 4	Lap 5	Lap 6	Lap 7	Lap 8
3	Michael JONES (QLD)	1:46.212	1:38.771	<b>1:38.354</b>	1:38.604	1:39.109	1:38.694	1:38.980	1:39.186
9	Liam COLEBY (VIC)	2:00.541	1:56.356	1:48.053	1:47.598	1:47.713	1:48.292	<b>1:46.989</b>	1:49.206
11	Andrew KINGS (NSW)	1:50.532	<b>1:41.010</b>	1:42.076	1:41.409	1:43.063	1:42.769	1:51.687	1:42.685
12	Adam WHITTAKER (QLD)	1:58.095	1:47.952	1:48.904	1:48.801	1:47.445	1:47.195	<b>1:47.053</b>	1:47.532
13	Richard ELLIS (VIC)	1:52.635	1:45.295	1:46.839	1:46.689	1:44.981	1:44.909	1:45.068	<b>1:44.357</b>
16	Josh HOOK (NSW)	1:46.307	<b>1:40.532</b>	1:41.377	1:41.543	1:41.133	1:41.320	1:40.949	1:40.654
17	Samuel LAMBERT (NT)	1:58.836	1:48.180	1:48.000	1:54.505	1:47.421	1:46.863	1:46.743	<b>1:46.373</b>
19	Will CLARKE (VIC)	2:01.944	1:52.424	1:51.396	1:50.716	1:50.696	1:50.643	<b>1:49.818</b>	1:51.201
20	Mat BERRY (NSW)	1:57.918	1:49.058	1:49.210	1:48.975	<b>1:48.237</b>	1:48.373	1:49.422	1:48.726
21	James PATRICK (VIC)	2:00.042	1:49.830	1:48.456	1:47.921	<b>1:47.518</b>	1:48.228	1:49.345	1:48.728
24	Sophie LOVETT (NSW)	2:00.187	1:47.497	1:48.534	1:47.600	1:47.483	1:47.181	1:46.982	<b>1:45.550</b>
25	Daniel FALZON (SA)	1:47.897	1:42.289	1:41.855	1:41.475	1:41.634	<b>1:41.134</b>	1:41.864	1:41.674
26	Sean CONDON (NSW)	1:49.023	1:41.689	1:41.196	1:41.759	1:40.180	1:40.438	<b>1:39.825</b>	1:41.050
27	Bradley RAYNER (NSW)	1:58.320	1:49.380	1:48.855	1:48.283	1:47.427	1:47.166	<b>1:46.330</b>	1:47.731
32	James BECK (NSW)	1:49.612	1:41.688	1:43.387	<b>1:41.570</b>	1:42.278	1:42.546	1:42.257	1:44.021
34	James MUTTON (QLD)	1:53.262	1:45.304	1:45.603	1:45.547	1:44.601	1:44.505	1:45.019	<b>1:44.250</b>
36	Lisa IRWIN (VIC)	1:58.160	1:47.941	1:46.205	1:46.835	1:45.677	1:45.148	<b>1:44.578</b>	1:44.870
46	Phillip FOSTER (QLD)	1:59.954	1:49.509	1:47.181	1:48.637	1:48.152	1:47.006	<b>1:46.254</b>	1:47.053
48	Craig DOYE (VIC)	<b>1:59.372</b>							
51	Zach THACKERAY (NSW)	1:46.867	<b>1:40.562</b>	1:40.876	1:41.453	1:41.064	1:41.258	1:40.992	1:40.679
55	Brett CHAMBERS (VIC)	2:12.079	1:51.024	1:47.311	1:49.132	1:48.048	1:47.613	1:48.028	<b>1:46.963</b>
56	Mark WILKINSON (VIC)	1:46.728	<b>1:40.325</b>	1:41.035	1:41.558	1:41.119	1:41.336	1:41.785	1:41.187
58	Luke BURGESS (QLD)	1:52.888	1:45.218	1:45.776	1:45.169	1:44.748	<b>1:44.541</b>	1:44.924	1:44.559
64	Timothy McGREGOR (NSW)	1:50.739	1:43.624	1:43.687	1:43.175	<b>1:42.805</b>	1:43.570	1:42.806	1:43.534
66	Adam RAFFE (VIC)	1:53.555	1:45.625	1:46.355	1:45.144	<b>1:44.373</b>	1:44.698	1:45.318	1:45.207
67	Brenton HYDE (NSW)	1:54.979	1:46.552	1:46.876	1:46.388	1:46.167	1:46.136	1:46.232	<b>1:45.764</b>
69	Michael LOCKART (NSW)	1:50.919	1:42.935	1:43.418	1:42.910	1:43.132	1:44.306	<b>1:42.843</b>	1:43.273
71	Lincoln GILDING (QLD)	1:54.085	1:45.166	1:45.954	<b>1:44.156</b>	1:44.999	1:45.167	1:45.480	1:45.757
74	Philip CZAJ (VIC)	1:56.246	1:46.262	1:46.026	1:46.334	1:45.138	1:45.263	1:45.093	<b>1:45.058</b>
75	Colin LEWIS (NSW)	1:56.556	1:45.253	1:45.167	1:45.443	1:45.066	1:44.261	<b>1:43.275</b>	1:44.407
76	Scott GAPPS (NSW)	2:00.400	1:47.555	1:47.120	1:50.365	1:46.822	<b>1:46.323</b>	1:47.598	1:46.831
80	Mark CLARKEN (QLD)	<b>1:59.790</b>							
83	Kyle BUCKLEY (QLD)	1:58.375	1:48.667	<b>1:45.451</b>	1:46.880	1:45.792	1:45.820	1:45.635	1:46.260
87	Anthony BENTALL (QLD)	2:03.564	1:53.524	1:50.923	1:51.415	1:51.922	1:51.224	1:50.933	<b>1:50.679</b>
88	David HOLMES (NSW)	2:06.273	1:59.082	1:58.166	1:57.639	1:56.619	1:55.357	<b>1:54.759</b>	

Chief Time Keeper - Scott Laing

Clerk of Course - Peter Smith

Computime Race Timing Systems Pty Ltd © 1996-2008  
Licensed to Computime Race Timing Systems

[www.computime.com.au](http://www.computime.com.au)

COMPUTIME RACE TIMING SYSTEMS PTY LTD

9 Timber Lane, Glen Waverley, Vic 3150. Ph : 0418 17 13 17

E-mail : [scott@computime.com.au](mailto:scott@computime.com.au)





February 25 - 27, 2011 Phillip Island, Australia

# SUPPORT CLASS RESULTS

## LINFOX AUSTRALIAN SUPERSTOCK 600 C & D CHALLENGE



### Race 2

Date: 26/02/11  
Event: R05  
Weather: Mostly cloudy - Temp: 23.3C  
Track: Dry - Temp: 43.5C


Started at: 17:04:18  
Laps: 8  
Starters: 40  
Printed at: 17:23

### PROVISIONAL LAP TIMES

No	Name	Lap 1	Lap 2	Lap 3	Lap 4	Lap 5	Lap 6	Lap 7	Lap 8
91	Greg WATSON (NSW)	2:02.864	1:53.935	1:52.628	1:52.836	<b>1:52.310</b>	1:52.422	1:53.250	
93	Adrian DI GIANDOMENICO (VIC)	1:48.916	1:41.750	1:42.223	1:41.409	1:41.441	<b>1:41.318</b>	1:41.459	1:41.587
94	Liam WILKINSON (SA)	1:53.804	1:45.244	1:46.327	1:44.849	1:44.589	1:45.194	1:44.395	<b>1:44.170</b>
96	David DRANE (NSW)	2:02.157	1:50.346	1:49.509	1:49.450	<b>1:48.368</b>	1:48.678	1:48.538	1:51.726
98	Mark McHENRY (VIC)	1:57.527	1:46.859	1:47.423	1:47.276	1:47.048	<b>1:46.703</b>	1:47.202	1:47.923

The results are provisional until the end of the time limit for protests and appeals.

  
Chief Time Keeper - Scott Laing

  
Clerk of Course - Peter Smith



Computime Race Timing Systems Pty Ltd © 1996-2008  
Licensed to Computime Race Timing Systems


[www.computime.com.au](http://www.computime.com.au)

**COMPUTIME RACE TIMING SYSTEMS PTY LTD**

9 Timber Lane, Glen Waverley, Vic 3150. Ph : 0418 17 13 17

E-mail : [scott@computime.com.au](mailto:scott@computime.com.au)





February 25 - 27, 2011 Phillip Island, Australia

# SUPPORT CLASS RESULTS

## LINFOX AUSTRALIAN SUPERSTOCK 600 C & D CHALLENGE



### Race 2

Date: 26/02/11  
Event: R05  
Weather: Mostly cloudy - Temp: 23.3C  
Track: Dry - Temp: 43.5C

Started at: 17:04:18  
Laps: 8  
Starters: 40  
Printed at: 17:23

### PROVISIONAL SPLIT TIMES

Lap	Split 1	Split 2	Split 3	Lap Time	Lap	Split 1	Split 2	Split 3	Lap Time
<b>3 Michael JONES (QLD) (1st)</b>					<b>51 Zach THACKERAY (NSW) (2nd)</b>				
1	37.256	40.195	27.828	1:45.279	1	37.516	40.443	27.974	1:45.933
2	31.922	39.441	27.408	1:38.771	2	<b>32.557</b>	40.032	<b>27.973</b>	<b>1:40.562</b>
3	<b>31.850</b>	39.095	27.409	<b>1:38.354</b>	3	32.643	40.170	28.063	1:40.876
4	31.851	<b>38.963</b>	27.790	1:38.604	4	33.133	40.341	27.979	1:41.453
5	32.170	39.458	27.481	1:39.109	5	32.910	40.117	28.037	1:41.064
6	31.934	39.234	27.526	1:38.694	6	32.842	40.235	28.181	1:41.258
7	32.546	39.092	<b>27.342</b>	1:38.980	7	32.869	39.960	28.163	1:40.992
8	32.014	39.486	27.686	1:39.186	8	32.741	<b>39.906</b>	28.032	1:40.679
<b>9 Liam COLEBY (VIC) (32th)</b>					<b>55 Brett CHAMBERS (VIC) (34th)</b>				
1	40.956	45.168	29.848	1:55.972	1	53.949	43.571	29.783	2:07.303
2	36.042	49.644	30.670	1:56.356	2	35.713	45.010	30.301	1:51.024
3	<b>34.777</b>	43.489	29.787	1:48.053	3	35.257	42.550	<b>29.504</b>	1:47.311
4	35.248	43.128	<b>29.222</b>	1:47.598	4	35.535	43.693	29.904	1:49.132
5	35.013	43.299	29.401	1:47.713	5	<b>35.085</b>	42.806	30.157	1:48.048
6	35.704	43.089	29.499	1:48.292	6	35.392	42.439	29.782	1:47.613
7	35.048	<b>42.645</b>	29.296	<b>1:46.989</b>	7	35.116	43.131	29.781	1:48.028
8	35.489	44.057	29.660	1:49.206	8	35.158	<b>42.279</b>	29.526	<b>1:46.963</b>
<b>11 Andrew KINGS (NSW) (11th)</b>					<b>56 Mark WILKINSON (VIC) (4th)</b>				
1	38.222	41.026	28.829	1:48.077	1	37.109	40.243	27.946	1:45.298
2	32.989	<b>39.839</b>	<b>28.182</b>	<b>1:41.010</b>	2	<b>32.589</b>	<b>39.899</b>	<b>27.837</b>	<b>1:40.325</b>
3	32.937	40.596	28.543	1:42.076	3	32.694	40.168	28.173	1:41.035
4	33.013	40.119	28.277	1:41.409	4	33.314	40.114	28.130	1:41.558
5	<b>32.888</b>	41.301	28.874	1:43.063	5	32.894	40.140	28.085	1:41.119
6	33.446	40.774	28.549	1:42.769	6	32.823	40.145	28.368	1:41.336
7	33.280	49.590	28.817	1:51.687	7	33.225	40.388	28.172	1:41.785
8	33.211	40.851	28.623	1:42.685	8	32.724	40.328	28.135	1:41.187
<b>12 Adam WHITTAKER (QLD) (25th)</b>					<b>58 Luke BURGESS (QLD) (12th)</b>				
1	39.153	44.046	30.752	1:53.951	1	38.224	42.462	29.113	1:49.799
2	35.089	42.628	30.235	1:47.952	2	34.612	42.033	<b>28.573</b>	1:45.218
3	35.376	43.245	30.283	1:48.904	3	34.587	42.179	29.010	1:45.776
4	35.710	42.996	30.095	1:48.801	4	34.508	41.771	28.890	1:45.169
5	34.891	42.510	30.044	1:47.445	5	34.534	41.614	28.600	1:44.748
6	34.936	<b>42.275</b>	29.984	1:47.195	6	34.558	<b>41.306</b>	28.677	<b>1:44.541</b>
7	<b>34.723</b>	42.347	29.983	<b>1:47.053</b>	7	34.648	41.654	28.622	1:44.924
8	35.118	42.571	<b>29.843</b>	1:47.532	8	<b>34.407</b>	41.420	28.732	1:44.559
<b>13 Richard ELLIS (VIC) (18th)</b>					<b>64 Timothy McGREGOR (NSW) (10th)</b>				
1	37.776	42.448	29.567	1:49.791	1	37.654	41.852	29.057	1:48.563

Chief Time Keeper - Scott Laing

Clerk of Course - Peter Smith



Computime Race Timing Systems Pty Ltd © 1996-2008  
Licensed to Computime Race Timing Systems


[www.computime.com.au](http://www.computime.com.au)

COMPUTIME RACE TIMING SYSTEMS PTY LTD

9 Timber Lane, Glen Waverley, Vic 3150. Ph : 0418 17 13 17

E-mail : [scott@computime.com.au](mailto:scott@computime.com.au)





February 25 - 27, 2011 Phillip Island, Australia

# SUPPORT CLASS RESULTS

## LINFOX AUSTRALIAN SUPERSTOCK 600 C & D CHALLENGE



### Race 2

Date: 26/02/11  
Event: R05  
Weather: Mostly cloudy - Temp: 23.3C  
Track: Dry - Temp: 43.5C

Started at: 17:04:18  
Laps: 8  
Starters: 40  
Printed at: 17:23

### PROVISIONAL SPLIT TIMES

Lap	Split 1	Split 2	Split 3	Lap Time	Lap	Split 1	Split 2	Split 3	Lap Time
2	33.832	42.004	29.459	1:45.295	2	33.475	41.703	28.446	1:43.624
3	35.128	42.296	29.415	1:46.839	3	33.642	41.573	28.472	1:43.687
4	34.467	42.500	29.722	1:46.689	4	33.435	41.185	28.555	1:43.175
5	<b>33.738</b>	42.015	29.228	1:44.981	5	<b>33.180</b>	41.233	28.392	<b>1:42.805</b>
6	34.058	41.854	28.997	1:44.909	6	33.200	41.283	29.087	1:43.570
7	33.899	41.880	29.289	1:45.068	7	33.263	<b>41.028</b>	28.515	1:42.806
8	34.000	<b>41.720</b>	<b>28.637</b>	<b>1:44.357</b>	8	34.177	41.171	<b>28.186</b>	1:43.534

#### 16 Josh HOOK (NSW) (3rd)

1	36.778	40.319	28.099	1:45.196
2	<b>32.659</b>	<b>39.927</b>	27.946	<b>1:40.532</b>
3	33.094	40.192	28.091	1:41.377
4	33.113	40.350	28.080	1:41.543
5	32.898	40.337	<b>27.898</b>	1:41.133
6	32.992	40.255	28.073	1:41.320
7	32.924	40.048	27.977	1:40.949
8	32.791	39.933	27.930	1:40.654

#### 66 Adam RAFFE (VIC) (16th)

1	38.637	42.632	29.181	1:50.450
2	34.500	42.077	29.048	1:45.625
3	34.604	42.320	29.431	1:46.355
4	34.416	41.702	29.026	1:45.144
5	<b>33.673</b>	<b>41.673</b>	29.027	<b>1:44.373</b>
6	33.872	41.821	29.005	1:44.698
7	34.272	41.842	29.204	1:45.318
8	34.422	41.823	<b>28.962</b>	1:45.207

#### 17 Samuel LAMBERT (NT) (29th)

1	39.854	44.676	30.065	1:54.595
2	35.438	42.999	29.743	1:48.180
3	34.798	43.046	30.156	1:48.000
4	34.759	49.740	30.006	1:54.505
5	34.823	42.910	29.688	1:47.421
6	34.520	42.666	29.677	1:46.863
7	34.303	42.821	29.619	1:46.743
8	<b>34.273</b>	<b>42.653</b>	<b>29.447</b>	<b>1:46.373</b>

#### 67 Brenton HYDE (NSW) (20th)

1	38.784	43.075	29.417	1:51.276
2	34.594	42.450	29.508	1:46.552
3	34.511	43.011	29.354	1:46.876
4	34.649	42.383	29.356	1:46.388
5	34.697	<b>42.175</b>	29.295	1:46.167
6	34.406	42.447	29.283	1:46.136
7	<b>34.325</b>	42.482	29.425	1:46.232
8	34.384	<b>42.175</b>	<b>29.205</b>	<b>1:45.764</b>

#### 19 Will CLARKE (VIC) (35th)

1	40.712	45.869	30.885	1:57.466
2	36.262	45.297	30.865	1:52.424
3	36.563	44.575	30.258	1:51.396
4	36.130	44.376	30.210	1:50.716
5	36.156	44.260	30.280	1:50.696
6	36.449	44.178	<b>30.016</b>	1:50.643
7	<b>35.790</b>	<b>43.917</b>	30.111	<b>1:49.818</b>
8	36.416	44.461	30.324	1:51.201

#### 69 Michael LOCKART (NSW) (9th)

1	37.528	41.754	28.986	1:48.268
2	33.521	41.078	28.336	1:42.935
3	33.901	41.143	28.374	1:43.418
4	33.615	40.936	28.359	1:42.910
5	33.782	40.990	28.360	1:43.132
6	34.097	41.272	28.937	1:44.306
7	<b>33.487</b>	41.291	<b>28.065</b>	<b>1:42.843</b>
8	34.030	<b>40.865</b>	28.378	1:43.273

#### 20 Mat BERRY (NSW) (30th)

1	38.780	44.649	30.838	1:54.267
2	35.767	43.179	30.112	1:49.058
3	35.638	43.368	30.204	1:49.210

#### 71 Lincoln GILDING (QLD) (17th)

1	39.141	42.553	28.897	1:50.591
2	34.321	42.098	<b>28.747</b>	1:45.166
3	<del>34.384</del>	42.196	29.374	1:45.954

Chief Time Keeper - Scott Laing

Clerk of Course - Peter Smith



Computime Race Timing Systems Pty Ltd © 1996-2008  
Licensed to Computime Race Timing Systems


[www.computime.com.au](http://www.computime.com.au)

COMPUTIME RACE TIMING SYSTEMS PTY LTD

9 Timber Lane, Glen Waverley, Vic 3150. Ph : 0418 17 13 17

E-mail : [scott@computime.com.au](mailto:scott@computime.com.au)





February 25 - 27, 2011 Phillip Island, Australia

# SUPPORT CLASS RESULTS

## LINFOX AUSTRALIAN SUPERSTOCK 600 C & D CHALLENGE



### Race 2

Date: 26/02/11  
Event: R05  
Weather: Mostly cloudy - Temp: 23.3C  
Track: Dry - Temp: 43.5C

Started at: 17:04:18  
Laps: 8  
Starters: 40  
Printed at: 17:23

### PROVISIONAL SPLIT TIMES

Lap	Split 1	Split 2	Split 3	Lap Time	Lap	Split 1	Split 2	Split 3	Lap Time
4	35.175	43.612	30.188	1:48.975	4	<b>33.756</b>	41.645	28.755	<b>1:44.156</b>
5	35.162	<b>43.004</b>	30.071	<b>1:48.237</b>	5	34.156	41.957	28.886	1:44.999
6	<b>35.130</b>	43.305	29.938	1:48.373	6	34.301	<b>41.566</b>	29.300	1:45.167
7	35.792	43.316	30.314	1:49.422	7	34.180	41.793	29.507	1:45.480
8	35.446	43.481	<b>29.799</b>	1:48.726	8	34.281	42.389	29.087	1:45.757

#### 21 James PATRICK (VIC) (31th)

1	40.444	45.181	29.967	1:55.592
2	35.968	43.814	30.048	1:49.830
3	35.402	43.470	29.584	1:48.456
4	35.038	43.478	<b>29.405</b>	1:47.921
5	<b>34.971</b>	<b>43.081</b>	29.466	<b>1:47.518</b>
6	35.184	43.289	29.755	1:48.228
7	35.813	43.555	29.977	1:49.345
8	35.566	43.426	29.736	1:48.728

#### 74 Philip CZAJ (VIC) (19th)

1	38.881	44.095	29.396	1:52.372
2	34.556	42.374	29.332	1:46.262
3	<b>33.944</b>	42.663	29.419	1:46.026
4	34.616	42.590	29.128	1:46.334
5	34.127	41.939	29.072	1:45.138
6	34.183	<b>41.851</b>	29.229	1:45.263
7	34.065	41.911	29.117	1:45.093
8	34.298	41.876	<b>28.884</b>	<b>1:45.058</b>

#### 24 Sophie LOVETT (NSW) (24th)

1	40.368	44.946	30.012	1:55.326
2	35.196	43.077	29.224	1:47.497
3	35.074	43.471	29.989	1:48.534
4	34.751	43.146	29.703	1:47.600
5	34.901	42.679	29.903	1:47.483
6	35.068	42.183	29.930	1:47.181
7	34.704	42.433	29.845	1:46.982
8	<b>34.430</b>	<b>41.949</b>	<b>29.171</b>	<b>1:45.550</b>

#### 75 Colin LEWIS (NSW) (15th)

1	40.394	43.658	29.433	1:53.485
2	34.357	42.026	28.870	1:45.253
3	34.309	42.036	28.822	1:45.167
4	34.456	41.986	29.001	1:45.443
5	34.331	41.788	28.947	1:45.066
6	34.177	41.305	28.779	1:44.261
7	<b>33.731</b>	<b>40.991</b>	<b>28.553</b>	<b>1:43.275</b>
8	34.302	41.448	28.657	1:44.407

#### 25 Daniel FALZON (SA) (6th)

1	37.041	40.680	28.324	1:46.045
2	32.697	41.225	28.367	1:42.289
3	33.002	40.830	28.023	1:41.855
4	32.906	40.433	28.136	1:41.475
5	33.076	40.587	<b>27.971</b>	1:41.634
6	<b>32.647</b>	<b>40.314</b>	28.173	<b>1:41.134</b>
7	33.072	40.591	28.201	1:41.864
8	32.867	40.414	28.393	1:41.674

#### 76 Scott GAPPS (NSW) (26th)

1	40.732	45.018	30.065	1:55.815
2	35.321	43.063	29.171	1:47.555
3	34.969	43.001	29.150	1:47.120
4	35.187	45.753	29.425	1:50.365
5	35.242	42.559	<b>29.021</b>	1:46.822
6	<b>34.304</b>	<b>42.267</b>	29.752	<b>1:46.323</b>
7	34.903	43.502	29.193	1:47.598
8	34.673	42.622	29.536	1:46.831

#### 26 Sean CONDON (NSW) (5th)

1	38.135	41.135	28.250	1:47.520
2	32.811	40.653	28.225	1:41.689
3	32.691	40.402	28.103	1:41.196
4	33.392	40.263	28.104	1:41.759
5	32.678	39.425	28.077	1:40.180

#### 80 Mark CLARKEN (QLD) (40th)

1	<b>40.183</b>	<b>45.021</b>	<b>30.039</b>	1:55.243
---	---------------	---------------	---------------	----------

#### 83 Kyle BUCKLEY (QLD) (22th)

1	39.894	44.823	30.231	1:54.948
2	<del>39.465</del>	<del>43.694</del>	29.508	1:48.667

*Scott Laing*  
Chief Time Keeper - Scott Laing

*Peter Smith*  
Clerk of Course - Peter Smith



Computime Race Timing Systems Pty Ltd © 1996-2008  
Licensed to Computime Race Timing Systems

[www.computime.com.au](http://www.computime.com.au)

COMPUTIME RACE TIMING SYSTEMS PTY LTD

9 Timber Lane, Glen Waverley, Vic 3150. Ph : 0418 17 13 17

E-mail : [scott@computime.com.au](mailto:scott@computime.com.au)





February 25 - 27, 2011 Phillip Island, Australia

# SUPPORT CLASS RESULTS

## LINFOX AUSTRALIAN SUPERSTOCK 600 C & D CHALLENGE



### Race 2

Date: 26/02/11  
Event: R05  
Weather: Mostly cloudy - Temp: 23.3C  
Track: Dry - Temp: 43.5C

Started at: 17:04:18  
Laps: 8  
Starters: 40  
Printed at: 17:23

### PROVISIONAL SPLIT TIMES

Lap	Split 1	Split 2	Split 3	Lap Time	Lap	Split 1	Split 2	Split 3	Lap Time
6	32.756	39.715	<b>27.967</b>	1:40.438	3	34.068	<b>41.980</b>	29.403	<b>1:45.451</b>
7	<b>32.498</b>	<b>39.318</b>	28.009	<b>1:39.825</b>	4	34.597	43.326	<b>28.957</b>	1:46.880
8	33.476	39.529	28.045	1:41.050	5	34.294	42.479	29.019	1:45.792
<b>27 Bradley RAYNER (NSW) (27th)</b>					6	34.242	42.193	29.385	1:45.820
1	39.527	44.371	30.298	1:54.196	7	<b>33.941</b>	42.227	29.467	1:45.635
2	35.607	43.996	29.777	1:49.380	8	34.202	42.441	29.617	1:46.260
3	35.291	43.532	30.032	1:48.855	<b>87 Anthony BENTALL (QLD) (36th)</b>				
4	34.910	43.526	29.847	1:48.283	1	41.233	46.224	31.220	1:58.677
5	34.945	42.803	29.679	1:47.427	2	36.432	45.964	31.128	1:53.524
6	34.854	42.457	29.855	1:47.166	3	36.405	44.073	<b>30.445</b>	1:50.923
7	<b>34.523</b>	<b>42.285</b>	<b>29.522</b>	<b>1:46.330</b>	4	36.259	44.588	30.568	1:51.415
8	34.852	42.635	30.244	1:47.731	5	36.300	44.678	30.944	1:51.922
<b>32 James BECK (NSW) (8th)</b>					6	36.412	43.952	30.860	1:51.224
1	37.806	40.998	28.681	1:47.485	7	36.526	43.924	30.483	1:50.933
2	33.013	40.381	<b>28.294</b>	1:41.688	8	<b>36.150</b>	<b>43.804</b>	30.725	<b>1:50.679</b>
3	<b>32.864</b>	40.824	29.699	1:43.387	<b>88 David HOLMES (NSW) (38th)</b>				
4	33.122	<b>40.115</b>	28.333	<b>1:41.570</b>	1	41.599	46.932	32.640	2:01.171
5	33.048	40.755	28.475	1:42.278	2	38.508	48.298	32.276	1:59.082
6	33.373	40.694	28.479	1:42.546	3	38.813	47.114	32.239	1:58.166
7	33.015	40.550	28.692	1:42.257	4	38.796	46.951	31.892	1:57.639
8	33.320	41.266	29.435	1:44.021	5	38.618	46.218	31.783	1:56.619
<b>34 James MUTTON (QLD) (13th)</b>					6	37.802	<b>45.604</b>	31.951	1:55.357
1	38.695	42.700	29.337	1:50.732	7	<b>37.111</b>	46.193	<b>31.455</b>	<b>1:54.759</b>
2	34.644	41.645	29.015	1:45.304	<b>91 Greg WATSON (NSW) (37th)</b>				
3	34.477	41.935	29.191	1:45.603	1	40.698	45.888	31.169	1:57.755
4	34.499	42.165	28.883	1:45.547	2	36.356	46.384	31.195	1:53.935
5	34.279	41.341	28.981	1:44.601	3	36.559	45.293	<b>30.776</b>	1:52.628
6	<b>33.928</b>	41.571	29.006	1:44.505	4	36.388	45.420	31.028	1:52.836
7	34.399	41.688	28.932	1:45.019	5	36.269	<b>45.060</b>	30.981	<b>1:52.310</b>
8	34.329	<b>41.134</b>	<b>28.787</b>	<b>1:44.250</b>	6	<b>36.192</b>	45.368	30.862	1:52.422
<b>36 Lisa IRWIN (VIC) (21th)</b>					7	36.306	45.620	31.324	1:53.250
1	39.771	44.283	30.406	1:54.460	<b>93 Adrian DI GIANDOMENICO (VIC) (7th)</b>				
2	35.396	42.498	30.047	1:47.941	1	37.408	41.018	28.473	1:46.899
3	34.324	42.423	29.458	1:46.205	2	33.117	40.255	28.378	1:41.750
4	34.958	42.833	29.044	1:46.835	3	33.186	40.778	28.259	1:42.223
5	34.251	42.210	29.216	1:45.677	4	32.819	40.370	28.220	1:41.409
6	34.401	<b>41.697</b>	29.050	1:45.148	5	<b>32.704</b>	40.533	<b>28.204</b>	1:41.441
7	<b>33.990</b>	41.731	28.857	<b>1:44.578</b>	6	<del>33.068</del>	<b>40.000</b>	28.255	<b>1:41.318</b>

*Scott Laing*  
Chief Time Keeper - Scott Laing

*Peter Smith*  
Clerk of Course - Peter Smith

Computime Race Timing Systems Pty Ltd © 1996-2008  
Licensed to Computime Race Timing Systems

[www.computime.com.au](http://www.computime.com.au)


COMPUTIME RACE TIMING SYSTEMS PTY LTD

9 Timber Lane, Glen Waverley, Vic 3150. Ph : 0418 17 13 17

E-mail : [scott@computime.com.au](mailto:scott@computime.com.au)







February 25 - 27, 2011 Phillip Island, Australia

# SUPPORT CLASS RESULTS

## LINFOX AUSTRALIAN SUPERSTOCK 600 C & D CHALLENGE



### Race 2

Date: 26/02/11  
Event: R05  
Weather: Mostly cloudy - Temp: 23.3C  
Track: Dry - Temp: 43.5C

Started at: 17:04:18  
Laps: 8  
Starters: 40  
Printed at: 17:23

### PROVISIONAL SPLIT TIMES

Lap	Split 1	Split 2	Split 3	Lap Time	Lap	Split 1	Split 2	Split 3	Lap Time
8	34.221	41.797	<b>28.852</b>	1:44.870	7	32.788	40.318	28.353	1:41.459
					8	32.813	40.388	28.386	1:41.587
<b>46 Phillip FOSTER (QLD) (28th)</b>					<b>94 Liam WILKINSON (SA) (14th)</b>				
1	39.686	44.739	31.254	1:55.679	1	38.270	42.822	29.523	1:50.615
2	36.176	43.907	29.426	1:49.509	2	34.418	41.660	29.166	1:45.244
3	34.329	43.098	29.754	1:47.181	3	34.312	42.179	29.836	1:46.327
4	35.015	43.410	30.212	1:48.637	4	34.043	41.766	29.040	1:44.849
5	35.151	43.262	29.739	1:48.152	5	34.002	41.599	28.988	1:44.589
6	34.975	<b>42.609</b>	<b>29.422</b>	1:47.006	6	34.020	42.165	29.009	1:45.194
7	<b>34.101</b>	42.656	29.497	<b>1:46.254</b>	7	<b>33.854</b>	41.773	<b>28.768</b>	1:44.395
8	34.315	42.809	29.929	1:47.053	8	33.946	<b>41.413</b>	28.811	<b>1:44.170</b>
<b>48 Craig DOYE (VIC) (39th)</b>					<b>96 David DRANE (NSW) (33th)</b>				
1	<b>40.930</b>	<b>44.956</b>	<b>29.898</b>	1:55.784	1	40.665	45.468	30.481	1:56.614
					2	36.180	43.994	30.172	1:50.346
					3	36.057	43.926	<b>29.526</b>	1:49.509
					4	36.021	43.765	29.664	1:49.450
					5	35.567	43.229	29.572	<b>1:48.368</b>
					6	35.773	<b>43.194</b>	29.711	1:48.678
					7	<b>35.475</b>	43.382	29.681	1:48.538
					8	36.610	44.420	30.696	1:51.726
<b>98 Mark McHENRY (VIC) (23th)</b>									
1	39.832	44.082	30.353	1:54.267					
2	34.831	<b>42.445</b>	<b>29.583</b>	1:46.859					
3	34.910	42.631	29.882	1:47.423					
4	35.037	42.625	29.614	1:47.276					
5	34.947	42.509	29.592	1:47.048					
6	<b>34.482</b>	42.457	29.764	<b>1:46.703</b>					
7	34.662	42.606	29.934	1:47.202					
8	34.915	43.006	30.002	1:47.923					

The results are provisional until the end of the time limit for protests and appeals.

Chief Time Keeper - Scott Laing

Clerk of Course - Peter Smith



Computime Race Timing Systems Pty Ltd © 1996-2008  
Licensed to Computime Race Timing Systems


[www.computime.com.au](http://www.computime.com.au)

**COMPUTIME RACE TIMING SYSTEMS PTY LTD**

9 Timber Lane, Glen Waverley, Vic 3150. Ph : 0418 17 13 17

E-mail : [scott@computime.com.au](mailto:scott@computime.com.au)





February 25 - 27, 2011 Phillip Island, Australia

# SUPPORT CLASS RESULTS

## LINFOX AUSTRALIAN SUPERSTOCK 600 C & D CHALLENGE



### Race 2


Date: 26/02/11  
Event: R05  
Weather: Mostly cloudy - Temp: 23.3C  
Track: Dry - Temp: 43.5C


Started at: 17:04:18  
Laps: 8  
Starters: 40  
Printed at: 17:23

### PROVISIONAL FASTEST LAPS SEQUENCE

Lap	Race Pos	No	Name	Machine	Fastest Lap	On Lap
1	1	3	Michael JONES (QLD)	Yamaha YZF-R6	1:46.212	1
2	1	3	Michael JONES (QLD)	Yamaha YZF-R6	1:38.771	2
3	1	3	Michael JONES (QLD)	Yamaha YZF-R6	1:38.354	3

The results are provisional until the end of the time limit for protests and appeals.

  
Chief Time Keeper - Scott Laing

  
Clerk of Course - Peter Smith



Computime Race Timing Systems Pty Ltd © 1996-2008  
Licensed to Computime Race Timing Systems


[www.computime.com.au](http://www.computime.com.au)

**COMPUTIME RACE TIMING SYSTEMS PTY LTD**

9 Timber Lane, Glen Waverley, Vic 3150. Ph : 0418 17 13 17

E-mail : [scott@computime.com.au](mailto:scott@computime.com.au)





February 25 - 27, 2011 Phillip Island, Australia

# SUPPORT CLASS RESULTS

## LINFOX AUSTRALIAN SUPERSTOCK 600 C & D CHALLENGE



### Race 2

Date: 26/02/11  
Event: R05  
Weather: Mostly cloudy - Temp: 23.3C  
Track: Dry - Temp: 43.5C

Started at: 17:04:18  
Laps: 8  
Starters: 40  
Printed at: 17:23

### PROVISIONAL LAP SHEET

Lap 1		Lap 2		Lap 3		Lap 4		Lap 5		Lap 6		Lap 7		Lap 8	
1:46.212	3	3:24.983	3	5:03.337	3	6:41.941	3	8:21.050	3	9:59.744	3	11:38.724	3	13:17.910	3
-0.095	16	-1.856	16	-4.751	56	-7.705	56	-9.715	56	-12.336	51	-14.348	51	1 lap	91
-5.16	56	-2.070	56	-4.879	16	-7.817	51	-9.772	51	-12.357	56	1 lap	88	-15.841	51
-6.55	51	-2.446	51	-4.968	51	-7.818	16	-9.842	16	-12.468	16	-14.437	16	-15.905	16
-1.685	25	-5.203	25	-8.571	26	-11.575	25	-12.797	26	-14.541	26	-15.162	56	-17.163	56
-2.704	93	-5.683	93	-8.704	25	-11.726	26	-14.100	25	-16.540	25	-15.386	26	-17.250	26
-2.811	26	-5.729	26	-9.552	93	-12.357	93	-14.689	93	-17.313	93	-19.424	25	-21.912	25
-3.400	32	-6.317	32	-10.281	11	-13.086	11	-17.040	11	-21.115	11	-19.792	93	-22.193	93
-4.320	11	-6.559	11	-11.350	32	-14.316	32	-17.485	32	-21.337	32	-24.614	32	-29.449	32
-4.527	64	-8.871	69	-13.935	69	-18.241	69	-22.264	69	-27.856	64	-31.682	64	1 lap	88
-4.707	69	-9.380	64	-14.713	64	-19.284	64	-22.980	64	-27.876	69	-31.739	69	-35.826	69
-6.423	13	-12.947	13	-20.545	58	-27.110	58	-32.749	58	-38.596	58	-33.822	11	-36.030	64
-6.676	58	-13.123	58	-20.832	34	-27.420	71	-33.267	34	-39.078	34	-44.540	58	-37.321	11
-7.050	34	-13.583	34	-21.432	13	-27.775	34	-33.310	71	-39.783	71	-45.117	34	-49.913	58
-7.343	66	-14.065	94	-21.868	71	-28.283	94	-33.763	94	-40.006	66	-45.678	94	-50.181	34
-7.592	94	-14.197	66	-22.038	94	-28.738	66	-34.002	66	-40.263	94	-46.283	71	-50.662	94
-7.873	71	-14.268	71	-22.198	66	-29.517	13	-35.389	13	-41.604	13	-46.297	75	-51.518	75
-8.767	67	-16.548	67	-23.639	75	-30.478	75	-36.435	75	-42.002	75	-46.344	66	-52.365	66
-10.034	74	-16.826	75	-25.070	67	-32.854	67	-38.956	74	-45.525	74	-47.692	13	-52.854	71
-10.344	75	-17.525	74	-25.197	74	-32.927	74	-39.912	67	-47.354	67	-51.638	74	-52.863	13
-11.315	98	-19.403	98	-28.472	98	-37.144	98	-43.768	36	-50.222	36	-54.606	67	-57.510	74
-11.706	20	-21.064	12	-28.969	36	-37.200	36	-44.115	83	-51.241	83	-55.820	36	-1:01.184	67
-11.883	12	-21.118	36	-29.156	83	-37.432	83	-45.083	98	-53.092	98	-57.896	83	-1:01.504	36
-11.948	36	-21.993	20	-31.614	12	-41.811	12	-50.147	12	-58.648	12	-1:01.314	98	-1:04.970	83
-12.108	27	-22.033	17	-31.679	17	-41.877	24	-50.251	24	-58.738	24	-1:06.721	12	-1:10.051	98
-12.163	83	-22.059	83	-31.738	76	-42.897	27	-51.212	76	-58.841	76	-1:06.740	24	-1:13.104	24
-12.624	17	-22.701	24	-32.849	20	-43.220	20	-51.215	27	-59.687	27	-1:07.037	27	-1:15.067	12
-13.160	48	-22.717	27	-32.881	24	-43.340	46	-52.348	20	-1:00.695	46	-1:07.459	76	-1:15.104	76
-13.578	80	-22.972	76	-33.218	27	-43.499	76	-52.383	46	-1:02.027	20	-1:07.969	46	-1:15.582	27
-13.742	46	-24.480	46	-33.307	46	-44.308	21	-52.717	21	-1:02.251	21	-1:11.824	17	-1:15.836	46
-13.830	21	-24.889	21	-34.991	21	-47.580	17	-55.892	17	-1:04.061	17	-1:12.469	20	-1:19.011	17
-13.975	24	-27.520	96	-38.675	96	-49.521	96	-58.780	96	-1:08.764	96	-1:12.616	21	-1:22.009	20
-14.188	76	-29.385	19	-41.613	9	-50.607	9	-59.211	9	-1:08.809	9	-1:16.818	9	-1:22.158	21
-14.329	9	-31.816	91	-42.427	19	-54.539	19	-1:06.126	19	-1:15.463	55	-1:18.322	96	-1:26.838	9
-15.732	19	-31.914	9	-44.674	87	-57.485	87	-1:06.544	55	-1:18.075	19	-1:24.511	55	-1:30.862	96
-15.945	96	-32.105	87	-46.090	91	-57.605	55	-1:10.298	87	-1:22.828	87	-1:28.913	19	-1:32.288	55
-16.652	91	-38.120	55	-47.077	55	-1:00.322	91	-1:13.523	91	-1:27.251	91	-1:34.781	87	-1:40.928	19
-17.352	87	-40.372	88	-1:00.184	88	-1:19.219	88	-1:36.729	88					-1:46.274	87
-20.061	88														
-25.867	55														

The results are provisional until the end of the time limit for protests and appeals.

*Scott Laing*  
Chief Time Keeper - Scott Laing

*Peter Smith*  
Clerk of Course - Peter Smith



Computime Race Timing Systems Pty Ltd © 1996-2008  
Licensed to Computime Race Timing Systems

[www.computime.com.au](http://www.computime.com.au)

COMPUTIME RACE TIMING SYSTEMS PTY LTD

9 Timber Lane, Glen Waverley, Vic 3150. Ph : 0418 17 13 17

E-mail : [scott@computime.com.au](mailto:scott@computime.com.au)





February 25 - 27, 2011 Phillip Island, Australia

# SUPPORT CLASS RESULTS

## LINFOX SUPERSTOCK 600 C & D CHALLENGE PROVISIONAL ROUND POINTS



### AUSTRALIAN SUPERSTOCK 600 CHAMPIONSHIP - RIDERS

Pos	No	Name	Pole Posn	Race 1	Race 2	Total
1	3	Michael JONES (QLD)	1	25	25	51
2	16	Josh HOOK (NSW)	0	20	18	38
3	51	Zach THACKERAY (NSW)	0	15	20	35
4	56	Mark WILKINSON (VIC)	0	18	17	35
5	25	Daniel FALZON (SA)	0	17	15	32
6	93	Adrian DI GIANDOMENICO (VIC)	0	16	14	30
7	32	James BECK (NSW)	0	13	13	26
8	11	Andrew KINGS (NSW)	0	14	10	24
9	69	Michael LOCKART (NSW)	0	11	12	23
10	64	Timothy McGREGOR (NSW)	0	12	11	23
11	34	James MUTTON (QLD)	0	9	8	17
12	26	Sean CONDON (NSW)	0	0	16	16
13	75	Colin LEWIS (NSW)	0	10	6	16
14	94	Liam WILKINSON (SA)	0	6	7	13
15	66	Adam RAFFE (VIC)	0	8	5	13
16	13	Richard ELLIS (VIC)	0	7	3	10
17	58	Luke BURGESS (QLD)	0	0	9	9
18	67	Brenton HYDE (NSW)	0	4	1	5
19	83	Kyle BUCKLEY (QLD)	0	5	0	5
20	71	Lincoln GILDING (QLD)	0	0	4	4
21	17	Samuel LAMBERT (NT)	0	3	0	3
22	74	Philip CZAJ (VIC)	0	0	2	2
23	46	Phillip FOSTER (QLD)	0	2	0	2
24	98	Mark McHENRY (VIC)	0	1	0	1

### AUSTRALIAN SUPERSTOCK 600 CHAMPIONSHIP - MANUFACTURERS

Pos	No	Name	Pole Posn	Race 1	Race 2	Total
1		Yamaha	1	113	105	219
2		Kawasaki	0	62	76	138
3		Honda	0	20	18	38
4		Suzuki	0	20	17	37
5		Triumph	0	1	0	1

Chief Time Keeper - Scott Laing

Clerk of Course - Peter Smith

Computime Race Timing Systems Pty Ltd © 1996-2008  
Licensed to Computime Race Timing Systems

[www.computime.com.au](http://www.computime.com.au)

**COMPUTIME RACE TIMING SYSTEMS PTY LTD**

9 Timber Lane, Glen Waverley, Vic 3150. Ph : 0418 17 13 17

E-mail : [scott@computime.com.au](mailto:scott@computime.com.au)

